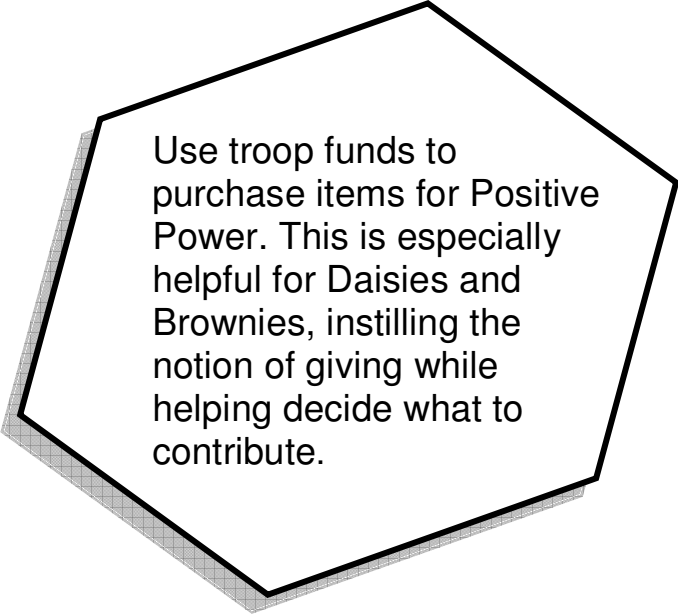
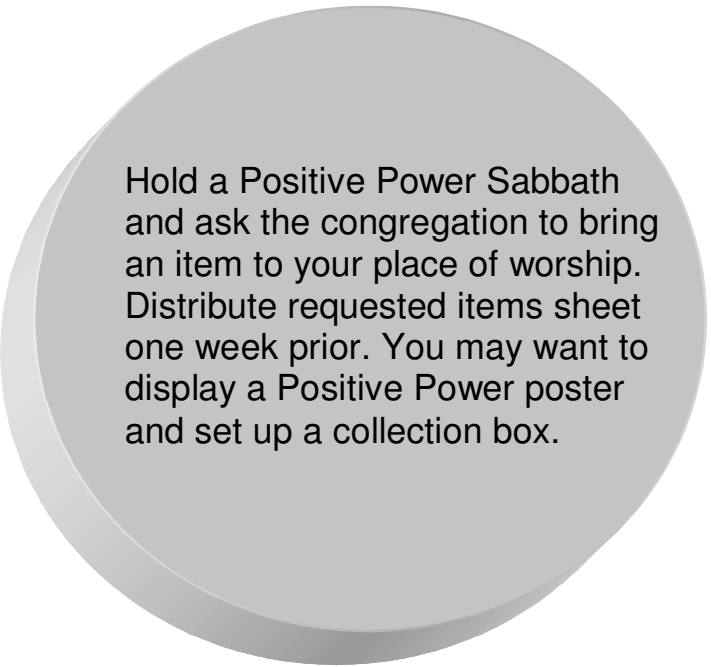


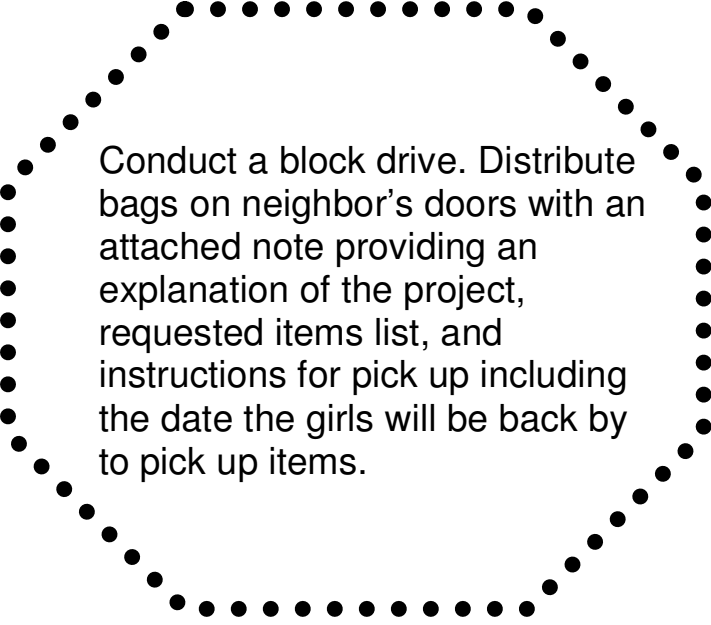
COLLECTION DRIVE IDEAS



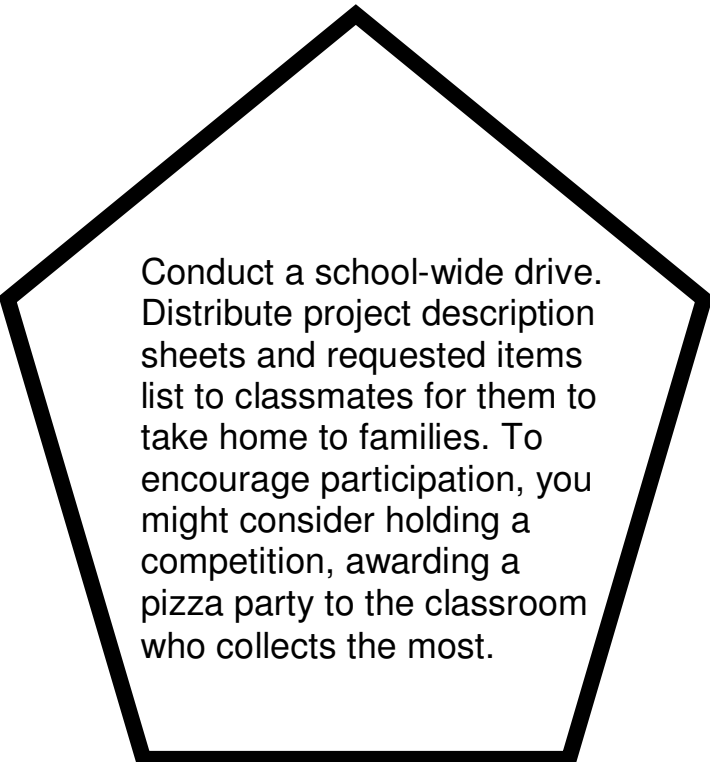
Use troop funds to purchase items for Positive Power. This is especially helpful for Daisies and Brownies, instilling the notion of giving while helping decide what to contribute.



Hold a Positive Power Sabbath and ask the congregation to bring an item to your place of worship. Distribute requested items sheet one week prior. You may want to display a Positive Power poster and set up a collection box.

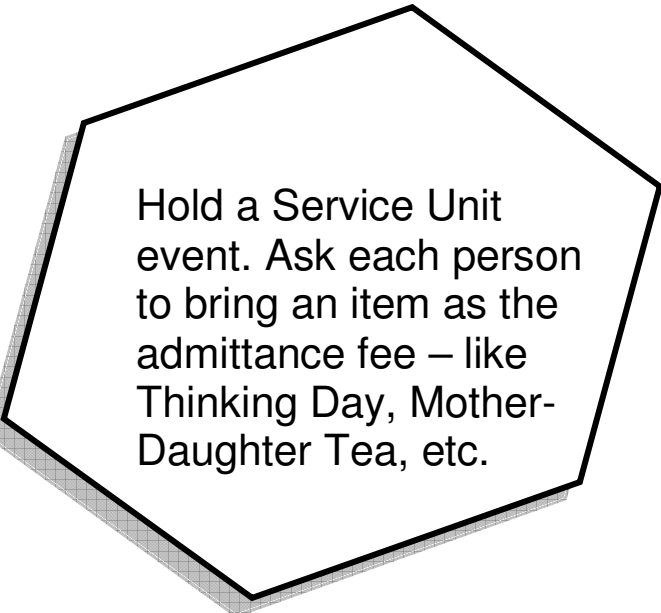


Conduct a block drive. Distribute bags on neighbor's doors with an attached note providing an explanation of the project, requested items list, and instructions for pick up including the date the girls will be back by to pick up items.




Conduct a school-wide drive. Distribute project description sheets and requested items list to classmates for them to take home to families. To encourage participation, you might consider holding a competition, awarding a pizza party to the classroom who collects the most.


COLLECTION DRIVE IDEAS




Hold a Service Unit event. Ask each person to bring an item as the admittance fee – like Thinking Day, Mother-Daughter Tea, etc.



Place a collection box outside a local department or grocery store. Distribute a list of requested items and project description to each customer as they enter. Ask customers to purchase an item while they shop to drop in you box upon exit.



Have a Red Hot Positive Power Chili Supper for your service unit. Ask participants to donate an item as an admittance fee.



Host a skating party and ask each skater to bring an item to the party.